

communicate the dream
with **3D** surgical modeling

FACE sculptor™

▶ ***differentiate your practice***

Face Sculptor's state-of-the-art consultations drive greater media exposure and patient referrals.

▶ ***explore complimentary procedures***

Show your patient the combined effects of complimentary procedures, such as rhinoplasty with chin augmentation.

▶ ***increase patient satisfaction***

Visualize your patient's hopes and expectations. Communicate the possibilities as you demonstrate surgical and non-surgical facial procedures on a 3D image of your patient. Arrive at a shared understanding of treatment objectives.

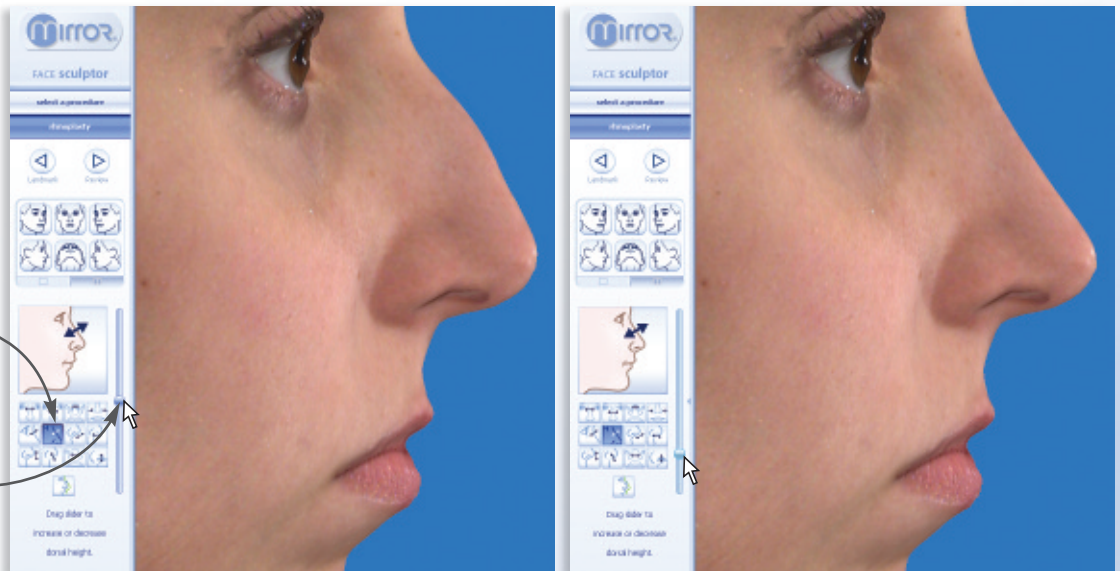
*Increase procedures, revenues,
and patient satisfaction.*

easily communicate the possibilities

Face Sculptor's intuitive interface makes it easy to reshape the features on *your patient's* 3D image, precisely targeting one area at a time.

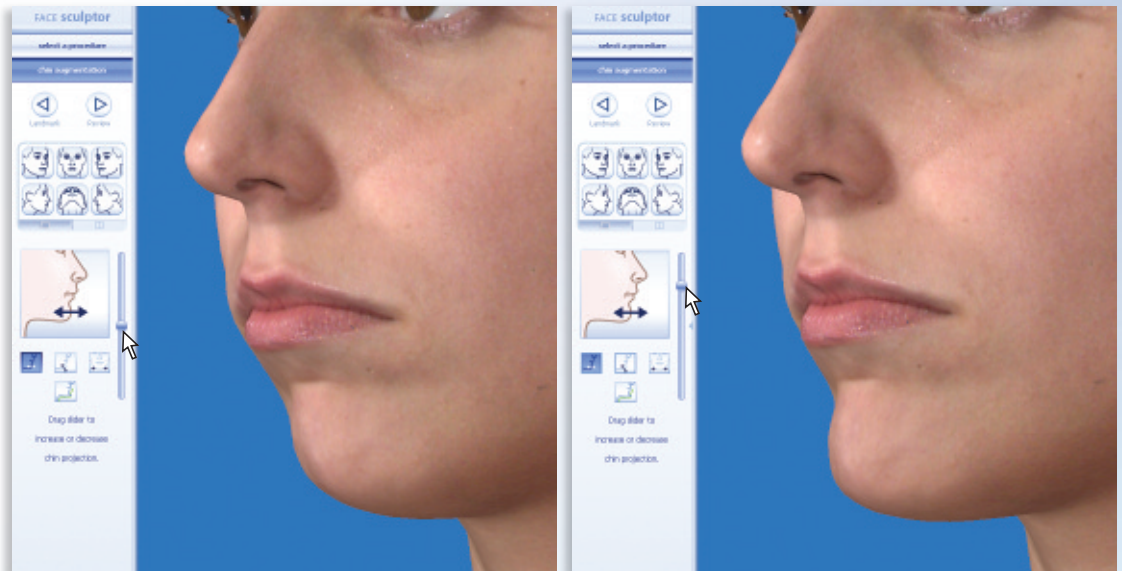
1 Click an icon to select the area to reshape.

2 Drag the slider to achieve the desired shape.



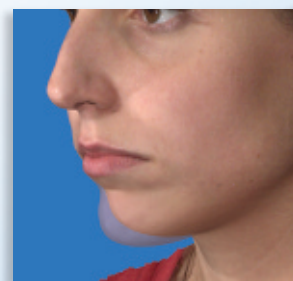
combine complimentary procedures

Show your patient the difference between the likely outcome with one procedure or multiple procedures. With Face Sculptor you can explore the possibilities and help your patient decide on the best possible treatment plan.



review & print

Face Sculptor's convenient viewing tools make it easy to compare multiple scenarios side-by-side or fade between superimposed pre-op and simulation. Spin the 3D image to view from every angle. Zoom in for a closer look. When your patient is satisfied, click Print to generate a customized report with six standard views automatically generated from a single capture.



chin augmentation superimposed over pre-op



one image, infinite views

FACE sculptor™

IMAGING EXCELLENCE FROM

CANFIELD

www.canfieldsci.com / phone (USA) 800.815.4330 / phone +1.973.276.0336 / fax +1.973.276.0339

imaging software · digital photography · complexion analysis · 3D solutions · research systems · training

0810-06